

MLG12-150 (12V150 AH)

Features

Maintenance-free operation
Compact design
Gelled Electrolyte Technology

Stable quality and high reliability
12 years design life (at 25°C)



Application

- Solar and Wind
- Telecommunication system
- Backup power for testing and measuring instruments
- UPS
- Emergency lighting
- Fire alarm and security systems
- Auto control system
- Electronic apparatus and equipment
- Communication power supply
- DC power supply
- Alarm and security system

Specifications

Nominal Voltage	12V (6 cells)	Operating Temp.Range	Discharge: -15 - 50°C (5 - 122°F)
Nominal Capacity	159AH (20hr, 1.80V/cell, 25 °C/76°F)		Charge : 0 - 40°C (32 - 104°F)
	150AH (10hr, 1.80V/cell, 25 °C/77°F)	Storage : -15 - 40°C (5 - 104°F)	
	128AH (5hr, 1.75V/cell, 25 °C/77°F)	Nominal Operating Temp.Range	25 ± 5°C (77 ± 5°F)
Dimension	90AH (1hr, 1.60V/cell, 25 °C/77°F)	Cycle Use	14.4~14.8V (25°C/77°F) Temp.Coefficient -30mV/°C
	Length 483 ± 2mm	Standby Use	Initial Charging Current Less than 45A
	Width 170 ± 2mm		13.5~13.8V (25°C/77°F) Temp.Coefficient -20mV/°C
	Container Height 241 ± 2mm		No limit on Initial Charging Current
Total Height(with Terminal) 241 ± 2mm	40°C (104°F) 103%		
Approx Weight	Approx 45.0Kg	Capacity affected by Temperature	25°C (77°F) 100%
Terminal	T5 or F7		0°C (32°F) 86%
Container Material	ABS		Self Discharge
Max. Discharge Current	1500A (5S)		For higher temperatures the time interval will be shorter.
Internal Resistance	Approx 4.2mΩ		

Constant Current Discharge (Amperes at 25°C/77°F)

F.V/Time	5min	10min	15min	30min	45min	1h	2h	3h	5h	10h	20h
1.80V/cell	\	261.9	213.6	133.1	102.9	84.7	50.0	37.5	25.8	15.6	8.21
1.75V/cell	\	287.7	231.7	138.7	106.8	87.3	51.4	38.5	26.4	15.9	8.33
1.70V/cell	\	307.3	333.6	143.4	110.3	89.9	52.8	39.3	26.9	16.1	8.42
1.65V/cell	\	327.7	352.6	151.3	114.9	93.4	54.3	40.4	27.4	16.3	8.54
1.60V/cell	\	350.2	368.7	158.0	119.1	96.6	55.8	41.1	27.9	16.4	8.62

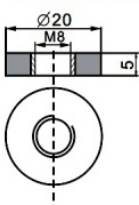
Constant Power Discharge (Watts per cell at 25°C/77°F)

F.V/Time	5min	10min	15min	30min	45min	1h	2h	3h	5h	10h	20h
1.80V/cell	\	479.9	405.3	250.2	195.6	164.9	96.2	72.8	51.0	31.0	16.19
1.75V/cell	\	514.4	425.6	260.4	203.7	168.6	98.8	74.3	51.8	31.4	16.43
1.70V/cell	\	541.4	447.7	269.2	210.3	171.0	101.1	75.8	52.4	31.6	16.59*
1.65V/cell	\	566.6	464.2	283.9	216.4	176.6	103.3	77.2	53.5	31.8	16.57
1.60V/cell	\	589.6	484.3	292.6	222.1	182.1	105.3	78.6	54.2	32.1	16.91

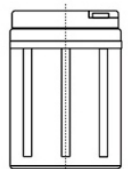
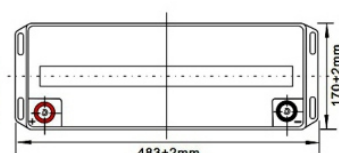
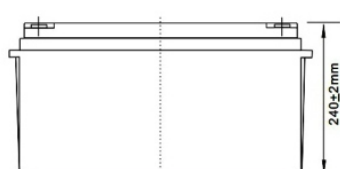
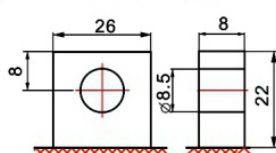
Note: The above characteristics data are average values obtained within three charge/discharge cycles, not the minimum values.

Dimensions unitmm[inches]

T5 Terminal

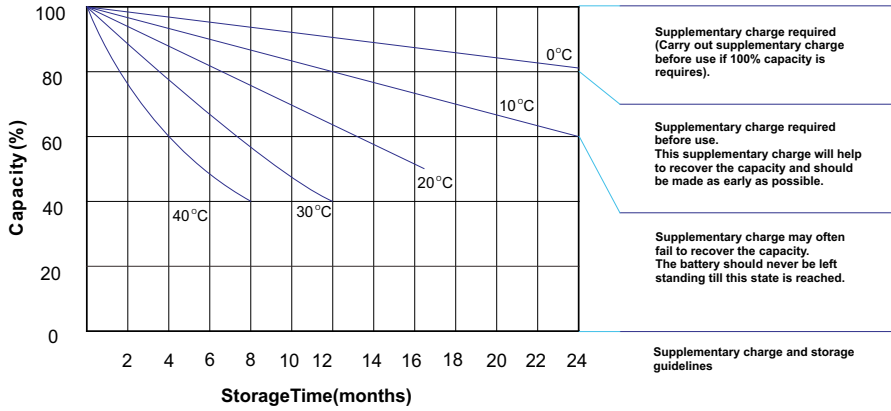


F7 Terminal

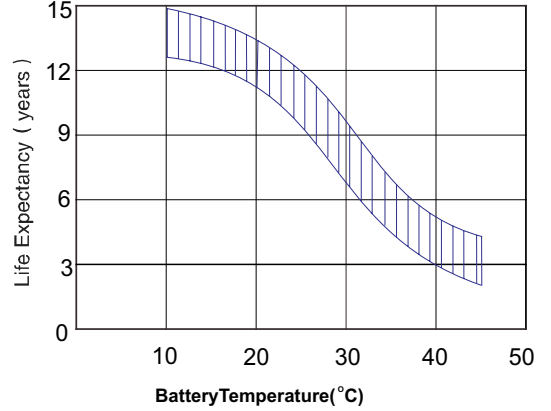


MLG12-150_(12V150AH)

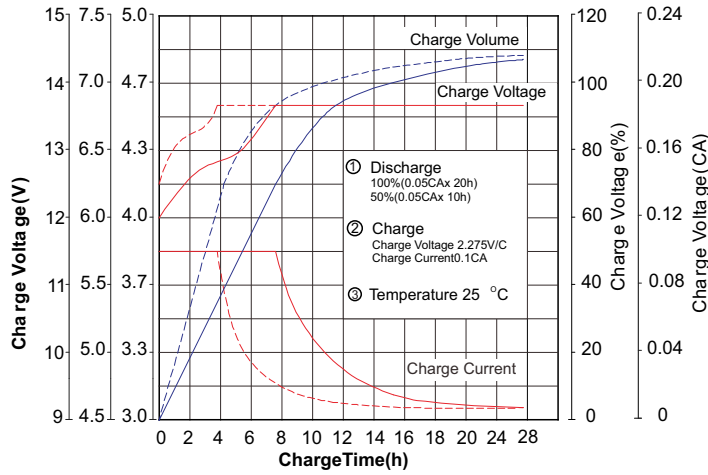
Storage characteristics



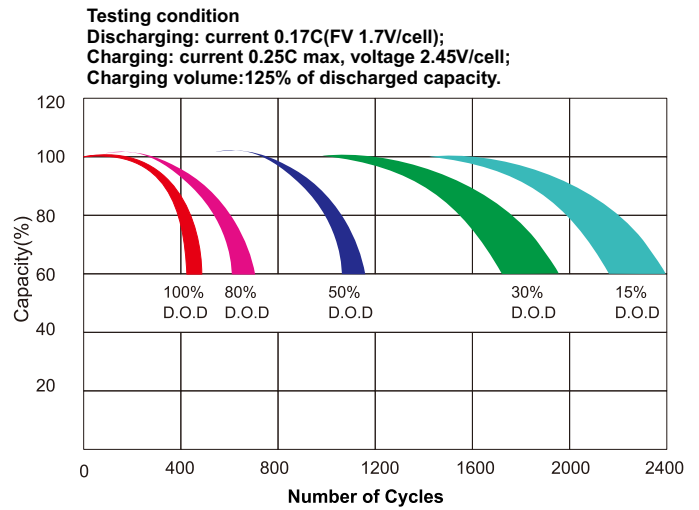
Effect of temperature on long term float life



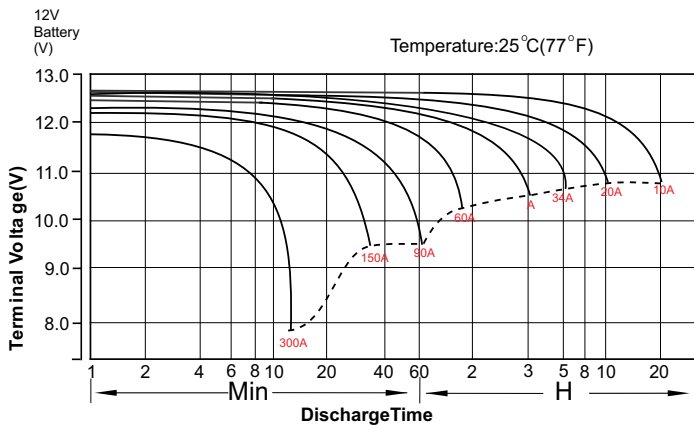
Charge characteristic Curve for standby use



Cycle Life in Relation to Depth of Discharge



Discharge characteristic Curve



Temperature Effects in Relation to Battery Capacity

